LED grow light 60/120 cm



A: LED grow light for 60 or 120 cm
B: Cable with plugin
C: Clips
D: End plug

www.growcamp.dk
info@growcamp.dk

1



2

Do you have more than one light - combine them and place the end plug afterwards.



3



4



DK

- Monter ALTID endeproppen i den fri ende.
- LED lyset kan bl.a. monteres i loftet ved at skue en skrue i hullet på klipsen og derefter sætte lyset i klipsen. (Skruerne medfølger ikke).
- Lyset kan også hænges op ved at binde en snor i klipsen og derefter sætte lyset i klipsen. (Snor medfølger ikke).

EN

- ALWAYS fit the end plug in the free end.
- The light can be mounted at the ceiling by screws being inserted into the clips holes. (The screws are not included).
- The light can also be hung up with a string in the clips and then putting the light into the clips. (String is not included).